



SPC Product Specification Information

1. PRODUCT NAME

Lux-right™ Areawalls (Window Wells) and Accessories.

2. MANUFACTURER

St. Paul Corrugating Co.
Minneapolis, MN 55421
Phone: (763) 788-9271
(800) 439-9271
FAX: (763) 788-9273
Email: info@stpaulcorrugating.com

3. PRODUCT DESCRIPTION

Basic Use: Areawalls allow air, light, egress and/or access into a basement or below ground level structure by acting as a structural barrier to hold back the surrounding backfill. They are suitable as air conditioner retainers or egress exits. They are adaptable for use as tree-wells, protective barriers for meters or other utility installations, fenders for trucks, lawn edging conveyor covers and small retaining walls. Bar Grates cover the areawall opening to help avoid accidents and are classified as "light-duty" grates.

Composition and Materials: Areawalls are fabricated from pre-galvanized, corrugated steel in various gauge thickness depending on the grade selected. The steel sheets have a commercial (G-90) ASTM A 653 galvanized coating to better assure longevity. Bar Grates are fabricated from hot-rolled steel strips, formed, welded and painted after fabrication. Hot dipped galvanized grates are available on special order.

Grades: Areawalls are manufactured in three grades: Imperial, Economy and Thrift-T.

Imperial Lux-Right: Most complete range of sizes and styles available. Manufactured from 16 gauge, pre-galvanized steel sheets.

Economy Lux-Right: Duplicates the styles and size range of the original Imperial grade. Manufactured from 18 gauge, pre-galvanized, regular spangle steel sheets. Considered the standard in the industry, this popular alternative is economically value priced under our Imperial grade and is adequate for most applications unless the deeper and larger size areawalls are required.

Thrift Lux-Right: Manufactured from 20 gauge range of pre-galvanized, lock-forming regular spangle steel, 37" wide in two styles (Straight and Round). Accepted as the standard size and grade typically available at the local level through building supply outlets.

Limitations: Care should be used in selecting the style and grade of larger and deeper areawalls. They should be specified in heavier gauge and properly supported during backfill and while other construction activity is taking place.

Styles:



Straight: Radius corners and straight face reduces projection but allows maximum opening for light and air



Round: Utilizes arch principle for maximum strength where projection away from wall is not critical.



Accessway: Projection from wall to width of opening exceeds all other styles. Applications are large casement accessways, air-conditioner retainers and code required basement egress exits.

Foundation Vent Areawalls: Illustrated on next page.

Inside Corner Areawalls: Designed for windows located near wall projections such as inside corners, fireplaces and chimneys. See next page.

Sizes: See Selector Chart. Special sizes available in all grades and styles; contact manufacturer.

4. TECHNICAL DATA

Areawalls: Corrugated, galvanized steel used has a 2.66" crest to crest measure by 1/2" depth annular configurations commonly referred to as 2 1/2" x 1/2" corrugation. Steel thickness is determined by grade ordered and ranges from 20 gauge (.036 dec.) through 16 gauge (.060 dec.) Zinc coating (galvanized) is (G-90) ASTM A 653 M quality or better. The exposed top edge has a 5/8" minimum roll-formed bead on all heights of areawalls. The 48" high and higher areawalls have SPC's exclusive roll-formed double bead on both top and bottom edges for additional strength and ease in handling (Thrift-T grade included). All styles include a wide flange for wall attachment which is prepunched with 1/2" holes. Most areawalls are one piece units up through 60" in height and incorporate the flange as an integral part of the areawall. Higher and wider areawalls are spot-welded together to insure integrity. Standard heights available: 12", 18", 24", 30", 36", 48", 60" and 72". Higher areawalls are available, inquire. The order height is full nominal height, i.e., 24" measures 24". The areawall article number such as ES4618-36" designates the grade (E) Economy grade, (S) Straight Style, (46) inside width, (18) projection from the wall and (36") height.

Bar Grates: Grates are fabricated from 3/16" hot-rolled flats, 3/4" and 1" wide welded on 2" center spacing with angle clips on frame. The grate is made to fit down inside the areawall with the angle support clips resting on the top bead of the areawall. Stock grates are painted gray. Galvanized grates are available on special order.

5. INSTALLATION

The areawall should be extended beyond the rough opening for the window by at least 3". Some building codes may require additional clearance. The top of the areawalls should extend approximately 2" above the established grade line and down at least 12" below the windowsill. If in doubt, go with a higher wall since extensions are difficult to attach. Fill the space below the window well with select gravel for drainage. Flanges should be attached to the foundation wall at sufficient points (12" centers minimum) to assure structural stability. Use Sleeve or wedge type anchors appropriate for your foundation construction. Anchors are not provided. Select backfill material should be used, such as granular with some clay that is free of large rock and earth clods and should not be frozen material, sod, cinders or other active soils. The load carrying capacity of the areawalls is largely dependent upon proper backfill procedure. The fill should be placed evenly around the areawall in 12" layers using ordinary compaction making sure the shape is not distorted. On larger sizes a 90 % density factor may be desirable. Compacted fill around the outside of

St. Paul Corrugating Co, Inc.
Email: info@stpaulcorrugating.com
Web: stpaulcorrugating.com
700 39th Ave NE
Minneapolis MN 55421
Toll free: 1-800-439-9271



Lux-Right
"The original areawall"

the areawall should be at least 12", or one-half of areawall projection. We recommend supporting the areawall inside face during the backfilling procedure. Care should be used in selecting the grade and style.

6. AVAILABILITY AND COST

Availability: Available through continental United States and Alaska through lumber yards and builder supply companies. Complete range of styles, grades, and sizes maintained in Minnesota for immediate shipment.

Cost: Varies by grade, style and quantity. Freight allowance for qualifying orders.

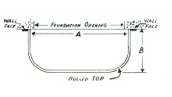
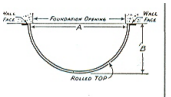
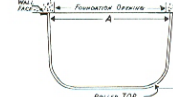
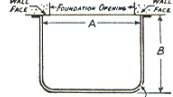
7. WARRANTY

St. Paul Corrugating Co. warranties areawall products for a period of thirty years to be free from defects in manufacture and to be in conformance with our quality control requirements; and limits its responsibility to replacement cost of material only. Installation of any non-ventilated cover product preventing air circulation over galvanized metal will void all warranties.

8. MAINTENANCE

Areawalls are galvanized and therefore maintenance free for a period of years. Painted grates require periodic touch ups. Galvanized bar grates are maintenance free.

Lux-Right Areawall Selector Chart

Styles:	Straight Style	Round Style	Casement Style		Accessway Style
Inside Width: "A"					
Corner Radius:	16"		9"	9"	4"
Projection: "B"	12"-20"		24"	36"	22"-30"
Stock Numbers	4014 4618 5518 5918 6718 7120 7920 9120	4620	3724 4224 4824 5524 6324 7224 8424 9724	4236 5036 5536 6036 6736 7536 8036	3630
Grade key prefix: I - Imperial E - Economy B - Bar Grates	IS ES BSG	IR ER BRG	IC EC BCG	IC EC BCG	EAC BAG

<p>Foundation Vent Areawalls</p>  <table border="1"> <thead> <tr> <th>Style</th> <th>Width</th> <th>Proj.</th> <th>Height</th> </tr> </thead> <tbody> <tr> <td>FV164</td> <td>16.5"</td> <td>4"</td> <td>11.5"</td> </tr> <tr> <td>FV2012</td> <td>20"</td> <td>12"</td> <td>12"</td> </tr> <tr> <td>FV208</td> <td>20"</td> <td>8"</td> <td>12"</td> </tr> </tbody> </table>	Style	Width	Proj.	Height	FV164	16.5"	4"	11.5"	FV2012	20"	12"	12"	FV208	20"	8"	12"	<p>Safe-T-View Cover</p>  <p>SV4236 SV5036 SV5536 SV6036 SV6736 SV7536 SV8036</p>	<p>Thrift-Grade Lux-Right Areawalls</p>  <p>TS 3712 TR 3716</p> <p>Inside Corner Areawalls</p> 
Style	Width	Proj.	Height															
FV164	16.5"	4"	11.5"															
FV2012	20"	12"	12"															
FV208	20"	8"	12"															